
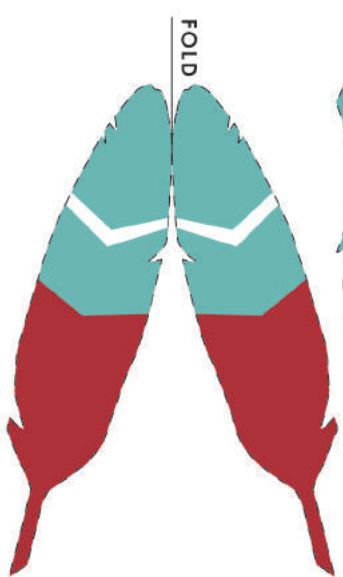
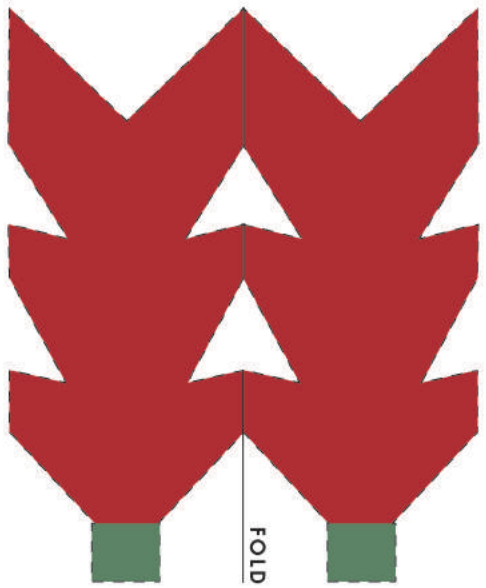
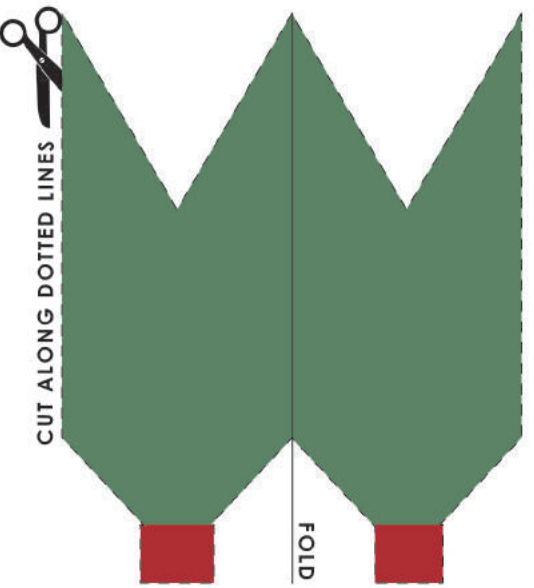

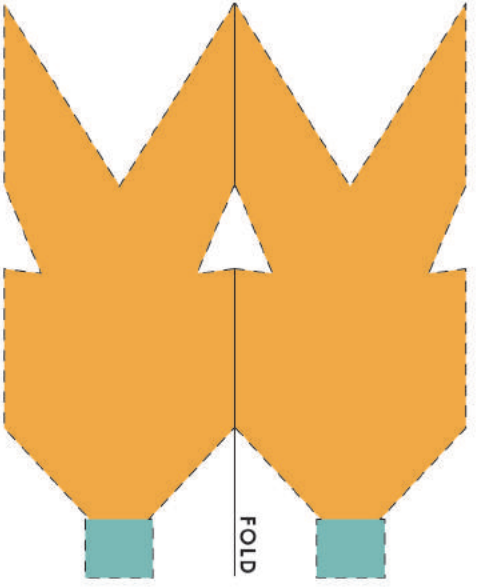


- HOW TO MAKE:**
1. Print PDF.
 2. Cut out along dotted lines.
 3. Fold along solid lines.
 4. Stick small feather to bottom non-printed side of the arrow top.

5. Stick the non-printed sides of the arrow top together around the end of the wooden kebab stick.
6. Place in your cake or any treat!

SAFETY FIRST! Make sure a grown-up is present when using scissors.



WILL LOOK LIKE THESE

- Share your finished printable with us
- -
 -
 -
 -

REQUIRES 4 x WOODEN KEBAB STICKS

POW WOW PARTY CAKE TOPPERS